

Shower drains

BLÜCHER® Drainage Systems



HOUSING

BLÜCHER®

A **WATTS** Brand



TOKYO

DISCREET HIGH-TECH
ELEGANCE



With the TOKYO grating for WaterLine shower channels everything is possible. The grating itself is a frame in which you can have fitted e.g. the same tiles as used in the bathroom floor to make the drain almost invisible in the flooring.

Or you can have the grating fitted with for instance coloured glass in a contrast colour as an eye catcher in your bathroom floor.

TOKYO gives you freedom to choose.

Gratings for WaterLine shower channels to be ordered separately.




LINE TOKYO

OSLO

MODERN NORDIC DESIGN

OSLO is classical and modern at the same time. The random water drop pattern conveys freshness and attracts attention without taking focus away from the overall bathroom design.

Choose for instance a WaterLine shower channel with LINE OSLO grating and let it indicate the entrance to the shower area.



TRIO OSLO



LINE OSLO




SQUARE OSLO

SQUARE and TRIO drains come with VIENNA gratings as standard, while other gratings are to be ordered separately as extras. Gratings for WaterLine shower channels to be ordered separately.









OSLO

I
LOVE
WATER



NEW YORK

INTERNATIONAL AND TRENDY

To those who dare we have developed the NEW YORK series - drains that love water!

NEW YORK fits perfectly into the modern and unpretentious bathroom.

If you choose a triangular TRIO drain, you can place the drain in a corner to make grating and floor work together in a harmonious design solution.

SQUARE and TRIO drains come with VIENNA gratings as standard, while other gratings are to be ordered separately as extras.



BLÜCHER® **KEEPING UP** **THE FLOW**

**MODERN DESIGN AND
WELL THOUGHT OUT
DRAINAGE SOLUTIONS
FOR YOUR BATHROOM**





COPENHAGEN

STYLISH ELEGANCE



The COPENHAGEN gratings are the essence of simple elegance, adding the final detail to the minimalistic bathroom. The smooth stainless steel surface is a statement in its own right while also easy to keep neat and clean. COPENHAGEN is designed by Knud Holscher.

SQUARE COPENHAGEN has been a classic for years, and the square grating has now been joined by a triangular and a rectangular variation in the same stylish design.

COPENHAGEN is also available for vinyl floors as shower drains or circular drains.



SQUARE COPENHAGEN





TRIO COPENHAGEN



LINE COPENHAGEN

SQUARE, TRIO and CIRCLE drains come with VIENNA gratings as standard, while other gratings are to be ordered separately as extras. Gratings for WaterLine shower channels to be ordered separately.





COPENHAGEN

ATHENS CLASSICAL INSPIRATION

The ATHENS series is inspired by ancient Greece. The classical pattern conveys serenity but is also an obvious choice for a rustic bathroom design inspired by the Mediterranean.

The BLÜCHER® shower drains are height-adjustable and can be turned and tilted to ensure a smooth and precise jointing between drain and floor.



TRIO ATHENS



LINE ATHENS



SQUARE ATHENS

SQUARE and TRIO drains come with VIENNA gratings as standard, while other gratings are to be ordered separately as extras. Gratings for WaterLine shower channels to be ordered separately.








VIENNA

PRACTICAL AND FUNC- TIONAL

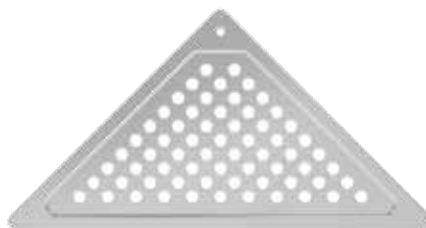
VIENNA is the well-known traditional BLÜCHER® grating supplied with all SQUARE, TRIO and CIRCLE drains as standard.

The gratings present a discreet and calm hole pattern design and fit in everywhere.

A range of accessories is available for the BLÜCHER® shower drains, for instance filter baskets and the two-part water trap which can be removed and separated into two parts for easy cleaning. In combination with drain and grating design, this ensures efficient drainage solutions in line with modern requirements to functionality and convenience.



SQUARE VIENNA




TRIO VIENNA



LINE VIENNA

SQUARE and TRIO drains come with VIENNA gratings as standard, while other gratings are to be ordered separately as extras. Gratings for WaterLine shower channels to be ordered separately.





VIENNA

COPENHAGEN VINYL STYLISH ELEGANCE FOR VINYL FLOORS

For vinyl floors BLÜCHER offers circular CIRCLE Vinyl floor drains and WaterLine Vinyl shower channels designed to ensure smooth and secure fitting of the vinyl around the drain.

The elegant COPENHAGEN gratings have been designed by Knud Holscher.

CIRCLE Vinyl drains come with VIENNA gratings as standard, while other gratings are to be ordered separately as extras. Gratings for WaterLine Vinyl shower channels to be ordered separately.



SELECT YOUR BLÜCHER® DRAIN

BLÜCHER® Drain Domestic



BLÜCHER® Drain Domestic
SQUARE
To be placed minimum 15
cm from wall



BLÜCHER® Drain Domestic
TRIO
To be placed in corner

BLÜCHER® WaterLine

The same shower channel can be placed with outlet to the left or to the right and against wall(s) or away from walls.



One long side against wall



Long side and both ends
against walls



Long side and left end
against walls



Long side and right end
against walls



Away from walls

Vinyl floors



BLÜCHER® WaterLine Vinyl
To be placed minimum 5 cm
from wall to long side and
minimum 10 cm from walls to
ends



BLÜCHER® Drain Domestic
CIRCLE Vinyl
To be placed minimum 15 cm
from wall

INSTALLATION OF DRAINS

Secure and neat installation

You get the best result if your plumber knows your expectations. In many projects, not only a plumber, but also a sewage contractor and a builder are involved in the drainage installation.

Already when the sewage contractor lays the sewage pipes and allocates the drains, it is important that he knows where you want the drains to be placed. Then the plumber can install the drain and the builder can lay the floor tiles around the grating according to your wishes.

The BLÜCHER® floor drains are height-adjustable and can be tilted to adjust perfectly to the floor. But the main decisions as to where to place the drains should be made by you. Triangular drains and most WaterLine shower channels can be placed against the wall, meaning that the flooring can be made with slope in just one direction, thus reducing the need for cutting up tiles.

The installation is always to be made by authorized plumbers and sewage contractors in accordance with applicable standards and legislation.





ACCESSORIES

BLÜCHER® Drain Domestic floor drains

- SQUARE, TRIO and CIRCLE drains come with VIENNA grating as standard. Other gratings are optional extras to be purchased separately.
- Water trap and other accessories to be ordered separately

Accessories

- Removable two-part water trap for easy cleaning
- Removable water trap with odour stop prevents bad odours if the water trap dries out
- Filter plate to collect dirt above the water trap
- Grating




To a large extent, the water trap is self-cleansing, and when cleaning is required, it is easy to remove the screws fixing the grating to the drain, lift out the water trap and separate it in two parts, rinse off the dirt, assemble the water trap and place it in the drain again.

BLÜCHER® WaterLine shower channels

- For WaterLine shower channels the desired grating is to be ordered separately
- New: Outlet can be placed to the left or to the right
- The water trap must be installed in connection with installation of the channel and can NOT be retrofitted
- Stand pipe for water trap is easily removed for cleaning
- Grating hinged onto cross bar and easily removable for cleaning of the shower channel
- Water trap and other accessories to be ordered separately

Accessories

- Water trap with stand pipe
- "P" water trap
- Grating



Outlet can be placed to the left or to the right



COMPLETE DRAINAGE SOLUTIONS

BLÜCHER offers complete drainage solutions to single-family housing and to blocks of flats. The drainage system is all in stainless steel which is extremely durable, hygienic and aesthetically pleasing.

Based on more than 50 years experience in developing drainage solutions, we supply carefully designed and modern drains that lead away water efficiently. Light-duty floor drains are available as traditional square drains, practical triangular drains or elegant shower channels, all with a wide range of gratings to ensure that you will find a solution matching your bathroom design and your personal style.

BLÜCHER® stainless steel drainage system is recognized all over the world as the modern and durable drainage system.





Your drainage partner keeps up your flow

Customers all over the world benefit from our continuous know-how, dedicated service and common sense through quality drainage solutions leading waste water away.

We put the expertise about drainage that we have gained through more than 50 years on the global drainage market, into practical use, and we know how to stay ahead through product development and modern production facilities. At **BLÜCHER** we play an active part in setting the future, global standards, and all products are tested and approved to the highest industry standards.

blucher.com

BLÜCHER® EuroPipe

BLÜCHER® Channel

BLÜCHER® Drain



Copyright by Blücher

BLÜCHER®

A **WATTS** Brand

T: +45 99 92 08 00 • blucher.com

© 2019 blucher.com